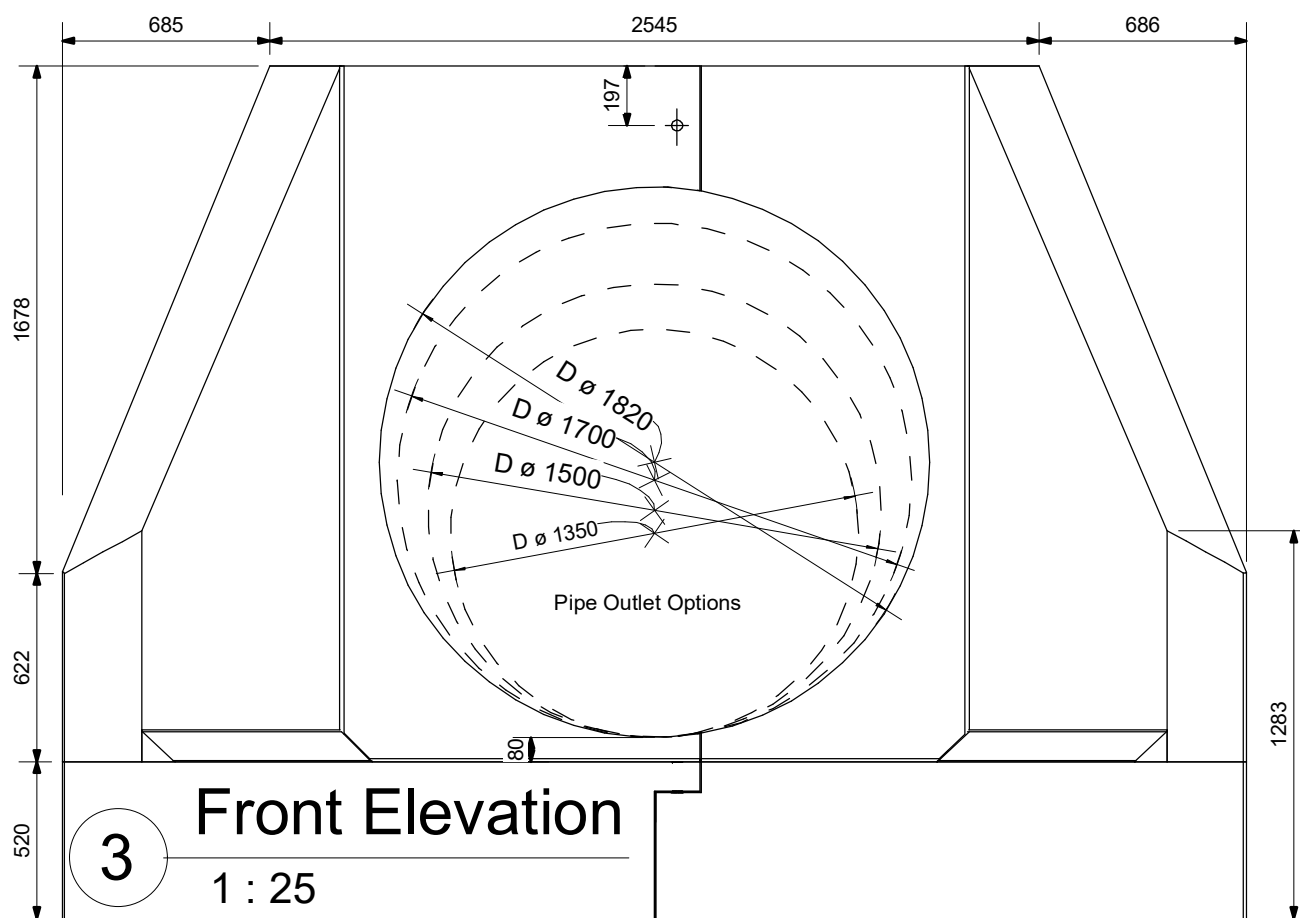


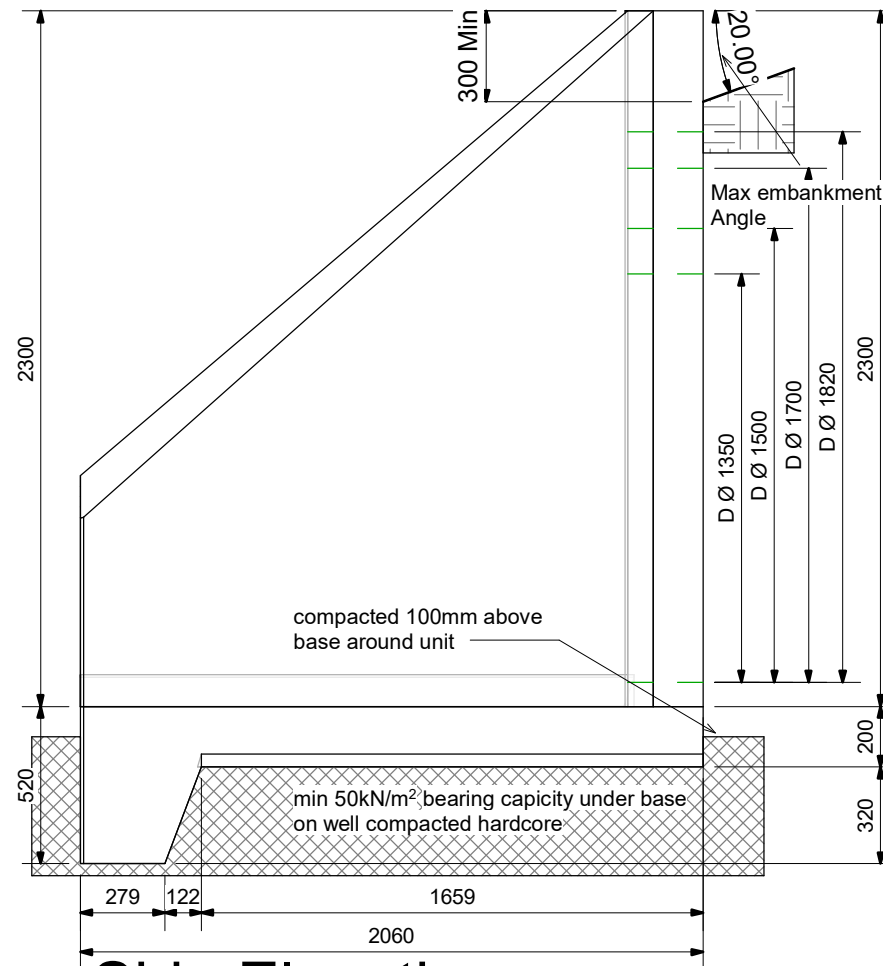
Headwall Plan

1 : 25



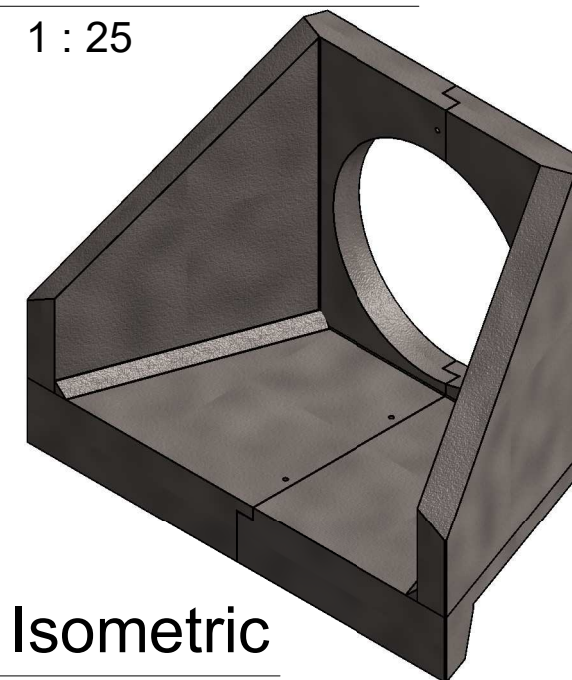
Front Elevation

1 : 25



Side Elevation

1 : 25



Isometric

GENERAL NOTES:

1. This drawing to be read with C&SC C202 Headwall (Rear Wall) Calculations Dated 05/08/2020
2. Backfill material is free draining
3. There are no Live Loads effects on the headwall
4. Characteristic value on Internal Friction (Φ) of the backfill material = 37.5°
5. Scouring to the front of the unit is not permitted. Regular checks and maintenance to be carried out to prevent scouring

Concrete Strength 45N (C35/45)
 Exposure Class XC4
 Reinforcement H12@200c/c both directions
 Min Cover 45mm
 Unit Weight 5200kg ± 450kg
 Max. Embankment Slope 20°
 Surface All exposed concrete surfaces from 100mm below ground level to be class U4/U5 finish, all other surfaces to be class U1/F1 finish

Outlet Dimensions Options

Structural (D)	Pipe Diameter
1820mm	1500mm
1700mm	1350mm
1500mm	1200mm
1350mm	1050mm

Note: the void between the structural ope and the pipe to be filled with non-compressible high strength grout

No.	Description	Date
A	Pipe Diameters Revised	07/09/20

Condron Concrete Works
 CONDROON CONCRETE WORKS IS A TRADENAME FOR CONDROON CONCRETE LTD.
 ARDEN ROAD, TULLAMORE, CO. OFFALY, IRELAND.
 Telephone: + 353 (0) 57 93 49000-9 Fax: + 353 (0) 57 9341565
 E-mail: condronconcrete@eircom.net info@condronconcrete.com Web: www.condronconcrete.com

PROJECT	Headwall XL T1	
SHEET	PLAN, ELEVATION, SECTION AND ISOMETRIC VIEW	

CLIENT	Condron Concrete Works	
Date	Project number	Scale (@ A3)
27/08/2020	HW 2020	As indicated
Drawn by	DRWAING NUMBER	REV
SL	XL T1	A
Checked by		
BS		