

THE CONDRON CONCRETE PERFECT MANHOLE SYSTEM



**Condrón Concrete
Works**

THE CONDRON CONCRETE PERFECT MANHOLE SYSTEM

PERFECT MANHOLE SYSTEM CAN BE INSTALLED IN MINUTES RATHER THAN THE TRADITIONAL LABOUR INTENSIVE METHOD. SAVE TIME AND MONEY.

The Perfect Manhole System is available in 1200mm, 1350mm, 1500mm and 1800mm diameters and comprises of:

- a monolithic precast concrete bases (available pre-benched in any configuration within just days of requisition).
- a sealed chamber ring.
- a rubber joint or butyl sealant strip.
- a sealed cover slab which is supplied with your required access.
- a sealed pipe connection for various pipe types.



This unique system of products combines to form the Perfect Manhole System. Designed and manufactured to last a minimum of 120 years. This is a sealed manhole system that gives up to 40% savings on greenhouse gases compared to traditional manhole construction and eliminates the need of ready mixed concrete to form the traditional base and chamber benching.

The Perfect Manhole can be installed in as little as 25 minutes, reducing the need to work in confined spaces, helping safe site practice, and eliminates the need for wet trades resulting in rapid construction compared to traditional methods as well as a reduction in the time the excavation is open.

The Perfect Manhole complies with IS EN 1917:2002 and IS420 and has been accepted for use by all major UK and Irish companies.



Benefits of the Perfect Manhole System

Safer Construction

- No requirement to work in confined spaces.
- No requirement to form a concrete surround around base.
- Reduction of open excavation.
- Cast in lift anchors for safe and secure handling.

GHG Savings

- Up to 40% savings on GHG emissions compared with traditional build.

Fast Installation

- Eliminates the need for wet trades resulting in rapid construction compared to conventional methods.
- No need to surround in concrete unless specifically required – Min 130mm base wall thickness.
- Anchor system ensures speedy and precise positioning.

Available at Short Notice

- Our modern methods of production enables the delivery of all components including monolithic bases at short notice.

Design Freedom

- All designed monolithic perfect base characteristics such as location of the inlets and outlets and invert configuration can be manufactured individually and exactly in accordance to the wishes of the specifier and client.

Perfect Hydraulics

- Everything flows. Optimised flow characteristics by customised base configuration of all inlets and precise drop in channels and pipe connections.

Watertight

- Watertight and durable connection seals for plastic, concrete and day pipes.
- The combination of a thicker wall and butyl seal or rubber joints ensures a watertight structure.
- A water tight homogenous base section is achieved once the base is lifted into position.

No water ingress into sewerage network reduces treatment costs

- The combination of a minimum 130mm wall and sealed rubber joint is guaranteed to withstand a minimum of 5m / head pressure.

Combined Seal Includes Load Distributor

- Load distribution ensures even distribution of vertical loads.

Allows Joint Inspection

- Correct installation can be visually confirmed.

Efficient Construction

- Available in varying depths for efficient construction.

Base Options

- Available pre-benched or plain bottom with or without inlet/outlets.

Flexible Connections

- The perfect manhole can connect to plastic, clay or concrete giving you a larger choice.

Fully Tested Under Factory Conditions

- The whole system from base to cover slab is subject to testing.

Kitemarked solution manufactured under factory conditions

- Complies with the requirements of ISEN 1917 and IS420

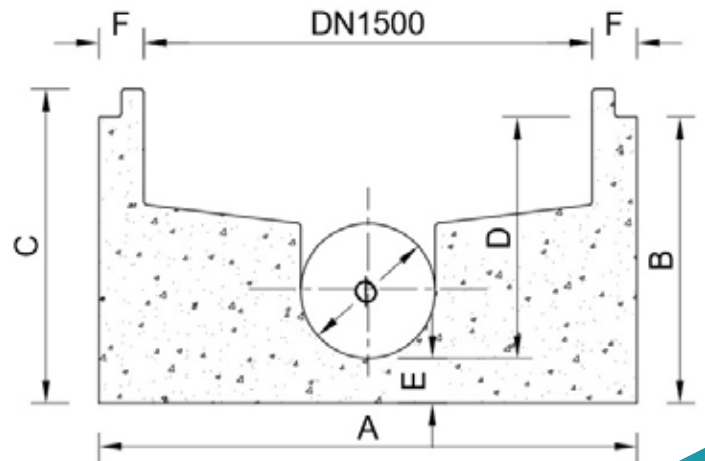
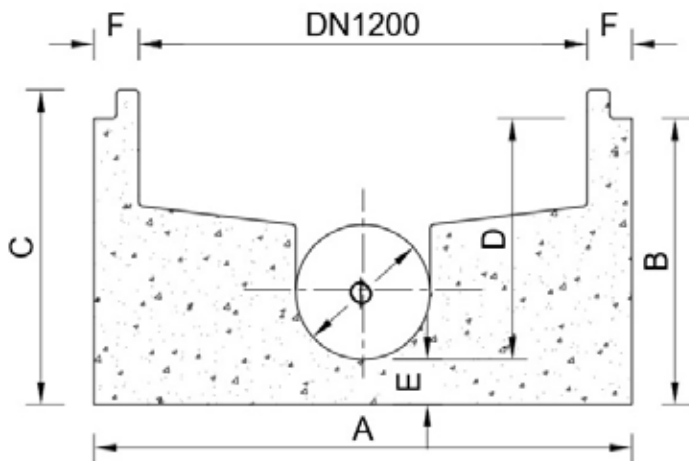


1200mm STANDARD BASE UNIT*

Dimensions	A	B (min)	C (min)	D	E (min)	F	Weight (Kgs)
100mm outlet	1460	534	600	384	150	130	2261
150mm outlet	1460	534	600	384	150	130	2261
225mm outlet	1460	634	700	484	150	130	1713
300mm outlet	1460	684	750	534	150	130	1818
375mm outlet	1460	784	850	634	150	130	2004
375mm outlet Concrete pipe only	1580	884	950	734	150	190	2696
400mm outlet	1580	984	900	834	150	190	2925
450mm outlet	1580	984	900	834	150	190	2877

1500mm STANDARD BASE UNIT*

Dimensions	A	B (min)	C (min)	D	E (min)	F	Weight (Kgs)
100mm outlet	1800	605	700	455	150	150	2346
150mm outlet	1800	605	700	455	150	150	2346
225mm outlet	1800	705	800	555	150	150	2798
300mm outlet	1800	705	800	555	150	150	2986
375mm outlet	1800	855	950	705	150	150	3328
400mm outlet	1800	955	1050	805	150	150	3650
450mm outlet	1800	955	1050	805	150	150	3599
500mm outlet	1920	975	1070	825	210	210	3650
525mm outlet	1920	975	1070	825	210	210	4198
600mm outlet	1920	975	1070	825	210	210	4133

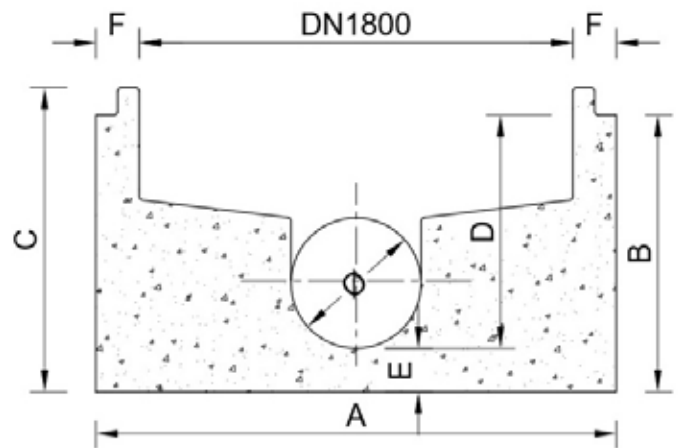


1800mm STANDARD BASE UNIT*

Dimensions	A	B (min)	C (min)	D	E (min)	F	Weight (Kgs)
675mm outlet	2400	1183	1265	983	200	300	6420
750mm outlet	2400	1220	1305	1020	200	300	6745
900mm outlet	2400	1295	1380	1095	200	300	7395

Smaller connections are available for the 1800mm Standard Base Unit on request.

1350mm Standard Base Unit available on request



Installation of F910 Connection Seal

* Dimensions given are for CCW Spigot type

* Also available with DIN Spigot type

* Weights stated in above tables are for Straight Through Perfect Bases.

* Perfect Base weights may vary depending on configuration, number and size of inlets.

* Contact our sales office for further information.

Concrete for Life.

Perfect Manhole Ring Weights

Size ϕ x H	Weight (Kgs)
1200 x 1000mm	1120
1200 x 750mm	800
1200 x 500mm	800
1200 x 250mm	290
1350 x 1000mm	850
1350 x 750mm	1250
1350 x 500mm	850
1500 x 1000mm	1995
1500 x 750mm	1400
1500 x 500mm	953
1800 x 1000mm	2280
1800 x 500mm	1180



Perfect Manhole Cover Slab Approx. Weights And Thickness

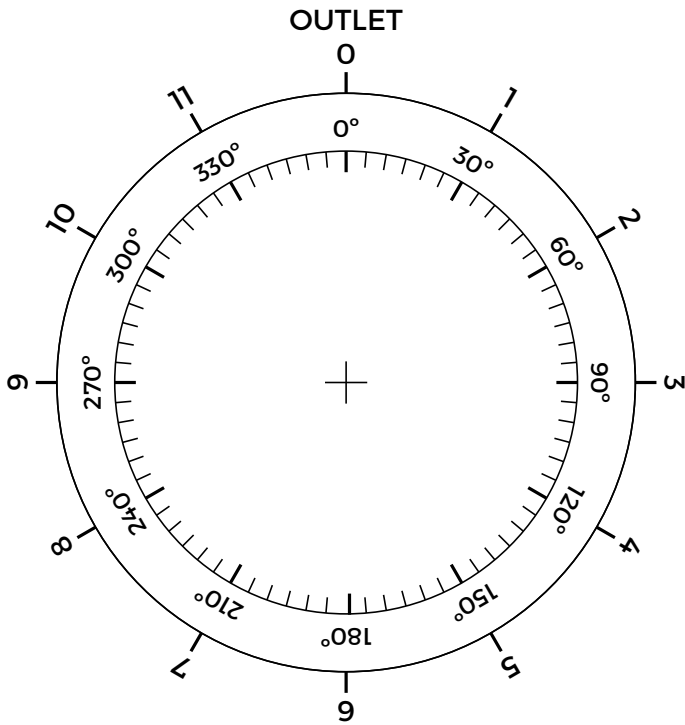
Diameter	600 x 600mm	600 m ϕ	1200 x 675	Effective Thickness (mm)
1200mm	550	580	-	150
1500mm	1170	1260	1060	200
1350mm	960	1020	830	200
1800mm	1700	1780	1580	200

Concrete for Life.

Ordering Options

Manual

Order your Perfect Base unit using the diagram. Use clock face or degrees.



Online

E-mail info@condronconcrete.com to obtain your login details and unique password to use The Perfect Base Software.

Login system instructions

Go to

<http://pok.perfectsystem.eu/POK/?lang=en#auth>

	Outlet	Inlet 1	Inlet 2	Inlet 3	Inlet 4	Inlet 5
Angle or Time	0					
Pipe ϕ						
Pipe Type						
Additional Info						
Slope (+mm)	+ 0mm					

Concrete for Life. Built to last. High quality durable concrete with a minimum 120 year design life.





Arden Road, Tullamore, Co. Offaly.

Tel: (057) 93 21220 - (057) 93 41189 | Fax: (057) 93 41565 | Email: info@condronconcrete.ie

www.condronconcrete.ie